

Welcome to the book report on the Newbery Medal winning book, *The Tale of Despereaux* by Kate DiCamillo.

Here is a collection of notebook pages and lapbook pieces which can be used together or separately. I have created pages for the lapbook pieces to attach to, but you can, of course, just put them on a lapbook if you prefer.

There are two pages without instructions. There is a characters page where the student is to fill in each character's family tree, what we know from the book. And the last page there are three outline drawings where the student should write (one in each piece) the three things which are powerful, wonderful and ridiculous. (These are love, hope and forgiveness—if you haven't read the book yourself.) But you should read the book, it's an exciting, fun quick read.

As always, this is free to share but not to sell or to use for any commercial benefit. Please do not post this file on a site used to gain revenue. You can email this to someone, but please let them know about my blog <http://hebrews110.wordpress.com> and the Simply Lapbooks Yahoo Group so they can get all the other materials as well.

Hope this is helpful to you!

# *The Tale of Despereaux*

By: Kate DiCamillo



# Characters

---

Despereaux

---

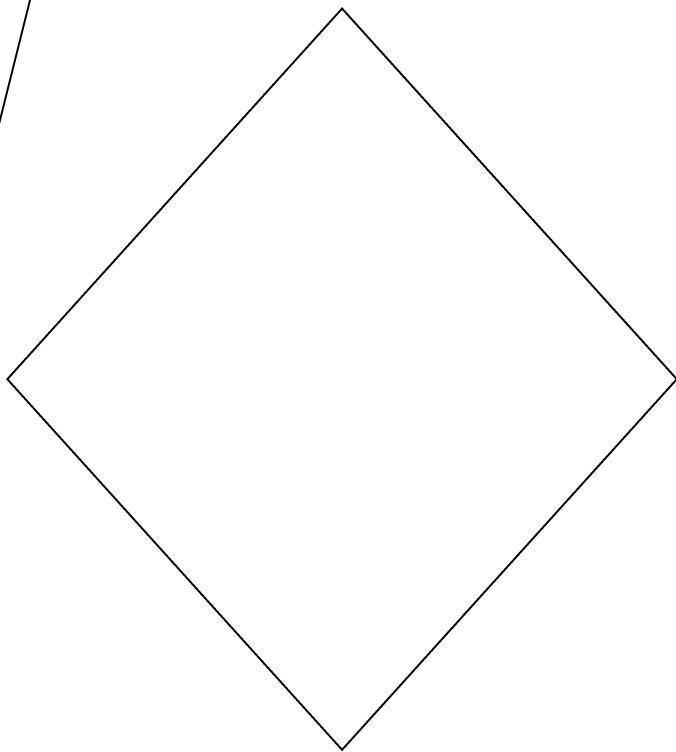
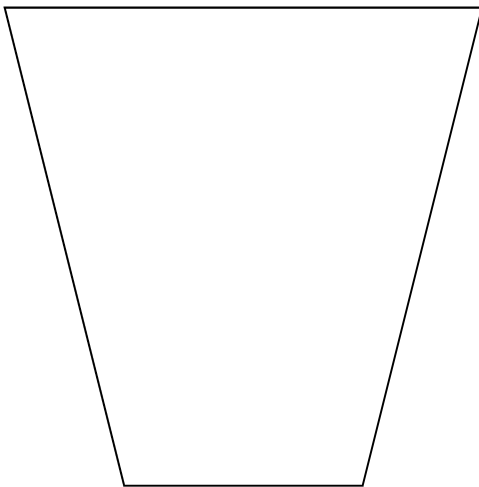

Princess Pea


The Prisoner

Mother (died)


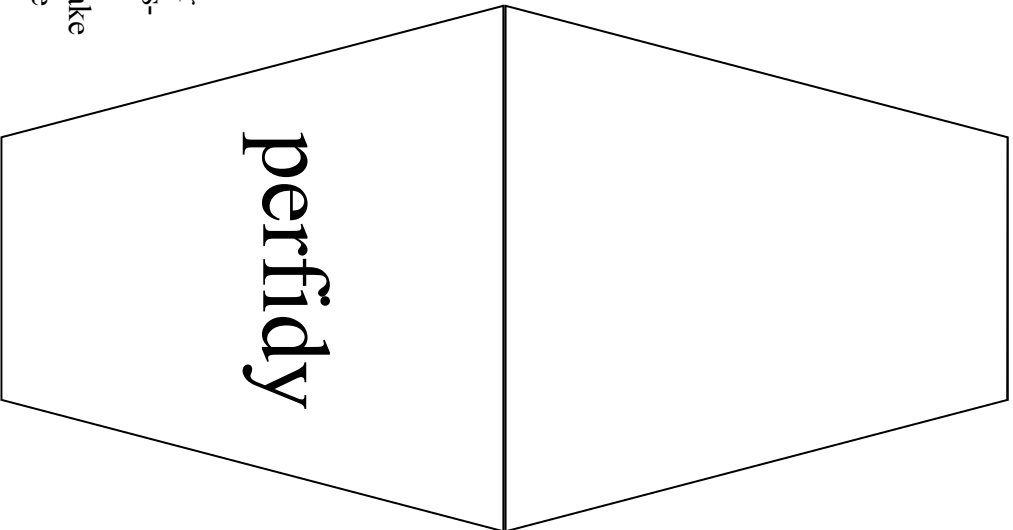
---

# *Main Character*

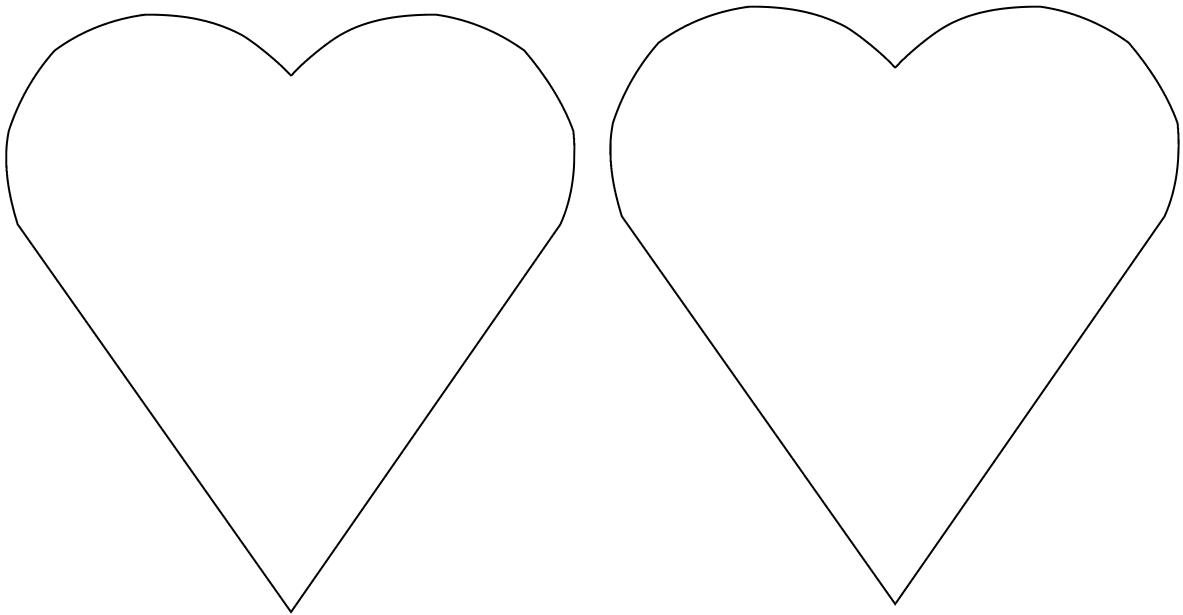
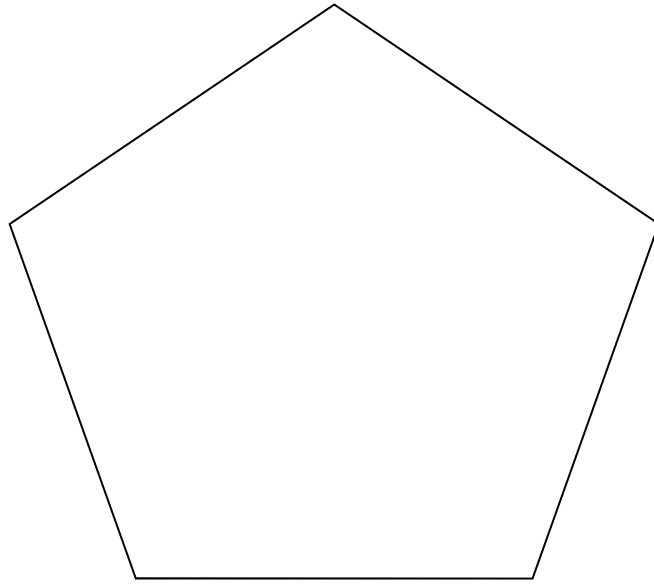





Cut each out as one piece and fold in half with the word(s) or picture for the cover. Inside the picture piece write about Despereaux. What is he like? What makes him different? In the “perfidy” piece write the definition and what happened to make that the pertinent word for Despereaux. In the last piece write what his quest was.



# *The Princess Pea*



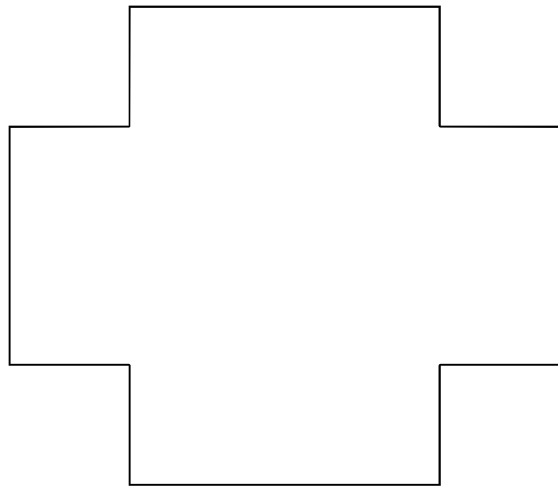
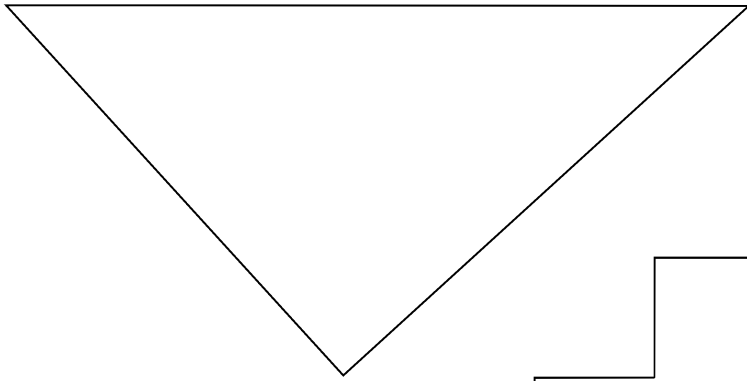



empathy


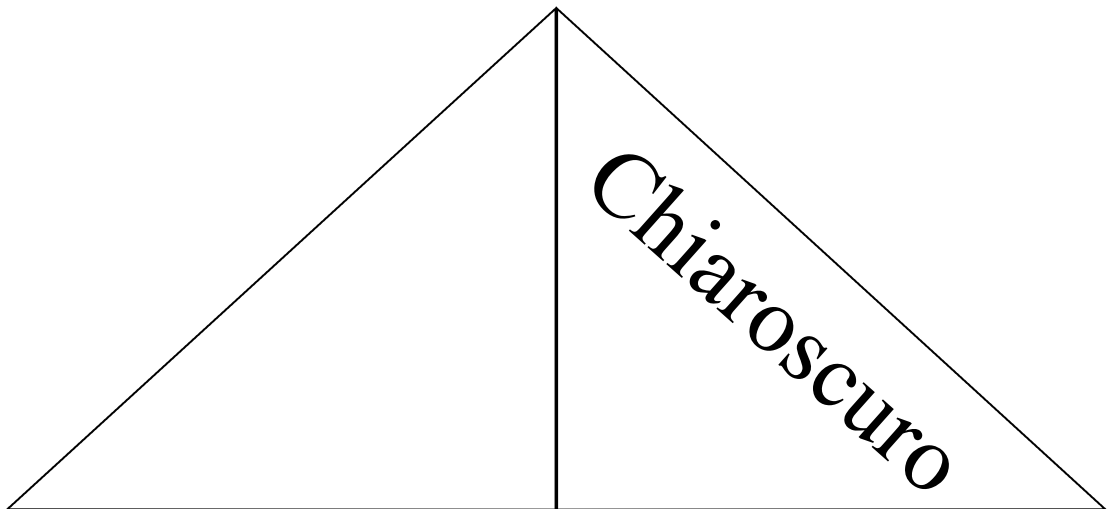
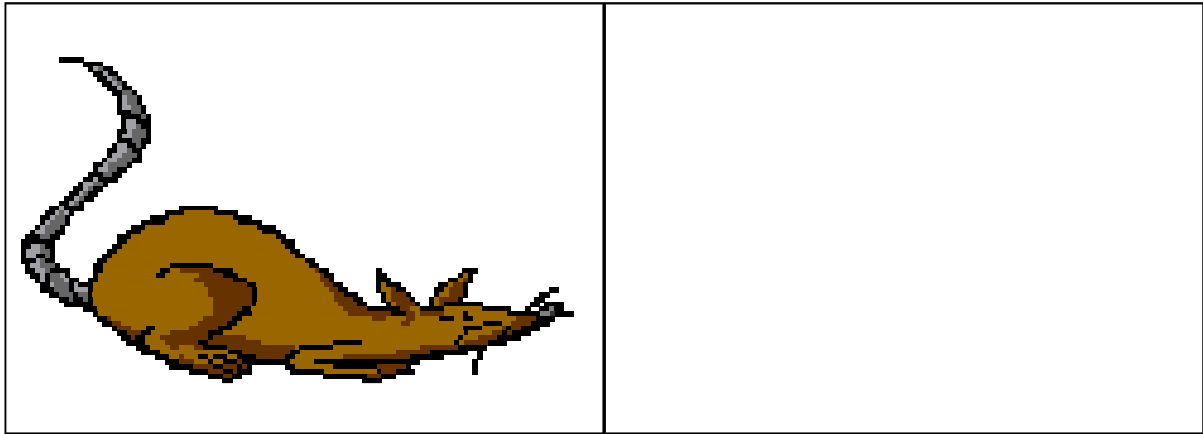
darkness

Cut each out as one piece and fold in half so the insides are empty. Write about the princess in the picture piece. What do we know about her? What is she like? We learn later in the book that she has lightness and darkness in her heart. The light is her empathy. Define empathy. What darkness does she have in her heart? Write about that in the other heart piece. You might want to color that heart in black.

*Roscuro*










Cut each out as one piece and fold in half so the insides are empty. Write about Roscuro in the picture piece. What do we know about him? What is he like? Write the definition of his full name in the triangle piece. Write inside the last piece about how he helps the princess and Despereaux in the end.

# *Miggery Sow*






Everyone Has  
A Story


What is  
Mig's Story?

Cut each out as one piece and fold in half so that the insides are blank. In the picture piece write about the two things Mig says that she wants. Inside the other piece write her story. What has happened to her?

# *The Darkness and the Light*


What brings light or dark  
into someone's heart?

A large, empty rectangular box with a thin black border, intended for a student to write their answer to the question above.



Cut out as one piece. Fold the two side flaps so that the inside is empty. Under one flap write what brings light into someone's heart. Color the other flap black. Under it write what brings darkness into someone's heart. Attach to the Darkness and the Light page.

# *Forgiveness*



Despereaux

Roscuro

Princess Pea

Miggery Sow

Cut out as one piece. Fold the two flaps in so that the question is on the cover. Crease well. Cut along the lines. Write inside who the characters needed to forgive. Remember you can write behind the name and in this middle section. Some have just one. Some have several. Attach to "Forgiveness" page.

Whom Must  
They Forgive?



# *How Important Is Forgiveness?*

Matthew 6:12-15

---

---

---

---

---

---

What do these verses teach us about the importance of forgiveness?

---

---

---

---

---

---

---

---

---

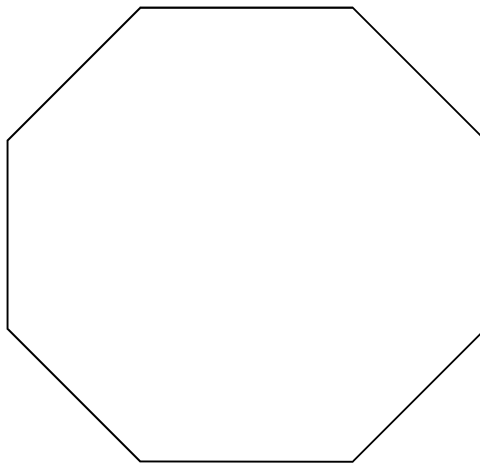

---

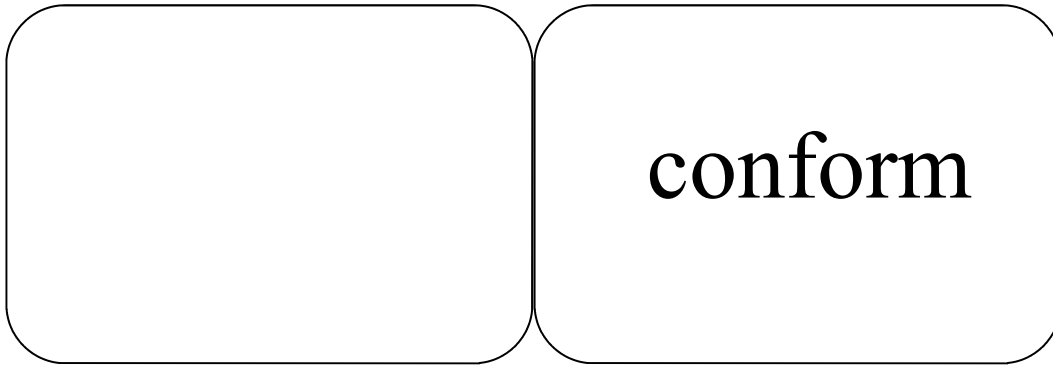




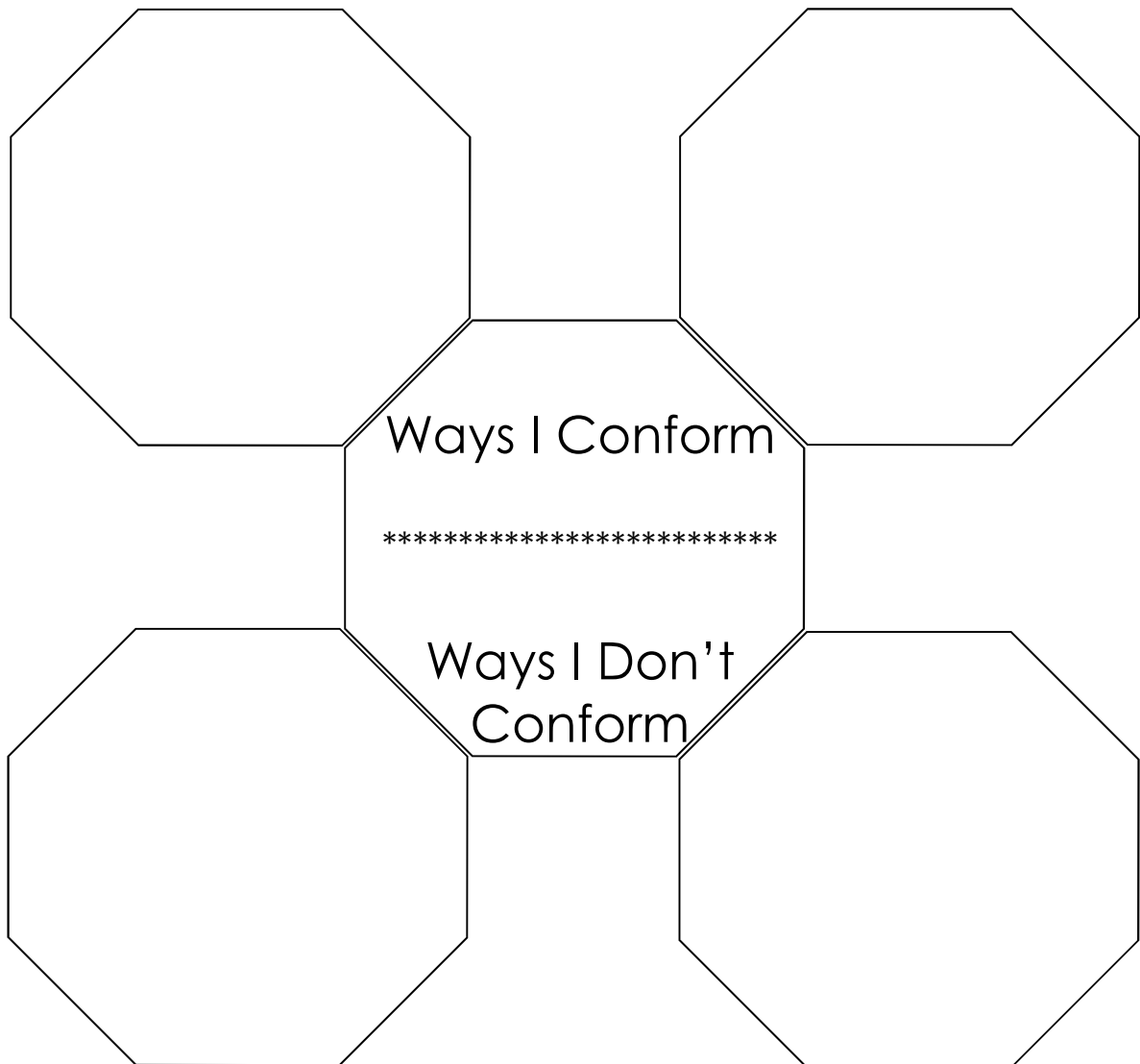
# Conformity

Reader, you must know that an interesting fate (sometimes involving rats, sometimes not) awaits almost everyone, mouse or man, who does not conform. From The Tale of Despereaux, end of chapter three






Cut each out as one piece. Write the definition of conform inside the one piece. The petal piece: you are looking at the inside. Write in the top two petals ways that you conform to the norm of society. In the bottom two petals write ways you don't conform. You can write more than one per petal. Attach to "conformity" page.



# Three Things

ridiculous

wonderful



powerful

